


Der Glumph – Key Signs with Song Lyrics

* Use gesture

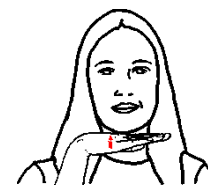
Der glumph



went the little



green



frog



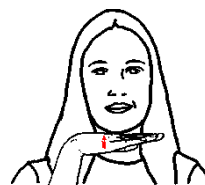
one day.

* Use gesture

Der glumph



went the little



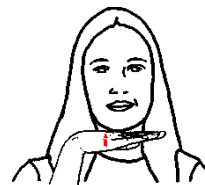
green frog!

* Use gesture

Der glumph



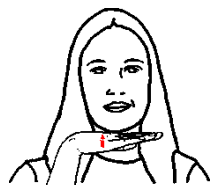
went the little



green frog



one day



And the frog

* Use gesture

went der glumph,

* Use gesture

der glumph,

* Use gesture

der glumph.

* Refer to Key Signs Sheet for recommended natural gesture

** Sign used in Victoria

*** Sign used in other states – refer to “The Makaton Vocabulary – Auslan Edition 2001 for further information



© Scope (Vic) Ltd 2008. Nursery Rhymes to Sing, See and Sign.

Developed by The Communication Resource Centre - A Service of Scope

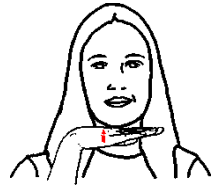
www.scopevic.org.au - see disclaimer

Supported by The Jack Brockhoff Foundation, Makaton Victoria and hey dee ho music.

Sign illustrations developed by Aileen Ryan 'Hands Can Talk' © 2008 www.handscantalk.com.au



But we all know



frogs go

* Use gesture

(clap) la de da de da

* Use gesture

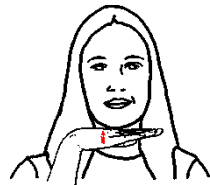
(clap) la de da de da;

* Use gesture

(clap) la de da de da.



We all know



frogs go

* Use gesture

(clap) la de da de da



They don't go

* Use gesture

der glumph,

* Use gesture

der glumph,

* Use gesture

der glumph!

* Refer to Key Signs Sheet for recommended gesture



© Scope (Vic) Ltd 2008. Nursery Rhymes to Sing, See and Sign.
Developed by The Communication Resource Centre - A Service of Scope
www.scopevic.org.au - see disclaimer
Supported by The Jack Brockhoff Foundation, Makaton Victoria and hey dee ho music.
Sign illustrations developed by Aileen Ryan 'Hands Can Talk' © 2008 www.handcantalk.com.au

Der Glumph - Key Signs

DER GLUMPH - Use gesture

e.g. Place fists on temples. Open and close fists in a rapid movement, twice.

LITTLE -

Extend dominant index finger and thumb, palm in and hold at chest height. Move finger towards thumb.

GREEN - Victoria

Place blade of open dominant hand on wrist of non-dominant arm. Move formation up to elbow.

GREEN - Other States

Extend thumb and little finger of dominant hand, place formation in front of forehead palm away from body. Shake hand twice.

FROG -

Tap open dominant hand, palm down, bent at third knuckles under chin, twice.

DAY-

Sweep open dominant hand, palm facing body in an arc from waist height to shoulder height.

KNOW -

Tap tip of dominant thumb, fingers closed, on side of forehead, twice.

LA DE DA DE DA - Use gesture

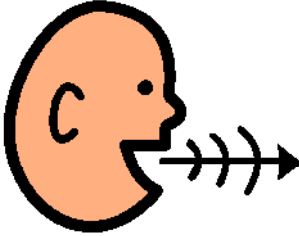










e.g. Clap once then with open palms facing out at chest height, rock from side to side.

NO (DON'T) -

Shake dominant fist sideways in front of body.



Der Glumph - Picture Song Board

<p>DER GLUMPH!</p>	<p>said/went/go</p> 	<p>frog</p> 	<p>one day</p> 
<p>little</p> 	<p>green</p> 	<p>don't</p> 	<p>LA DEE DAH DEE DAH</p> 
<p>great</p> 	<p>we</p> 	<p>know</p> 	<p>more</p> 

Instructions: Point to the pictures of 'key words' at the same time as singing the song. Have fun!



© Scope (Vic) Ltd 2008. Nursery Rhymes to Sing, See and Sign.
Developed by The Communication Resource Centre - A Service of Scope
www.scopevic.org.au - see disclaimer
Supported by The Jack Brockhoff Foundation and hey dee ho music.
The Picture Communication Symbols © 1981-2007 by Mayer-Johnson LLC.
All rights reserved worldwide. Used with permission.